




Year 11 Mock Exam Preparation

Year Group:	11
Subject:	Design and Technology
Tier (if applicable):	NA

Details of assessments

Papers to be sat: Component 1 (1 hour 45 minutes)		Revision references (Where to revise)			
		Edexcel text book	Hodder (my revision notes)	Materials revision guide	Other project booklets
					
Topics to be covered in the assessments:	<ul style="list-style-type: none"> Material properties 	Page 55	Page 37	Page 1	
	<ul style="list-style-type: none"> All core materials. (Timbers, manufactured boards, metals, polymers, paper and card, textiles, smart materials, composite materials) 	Modern, Smart materials, textiles and composites Page 19-24, Metals page 38 Papers and cards Page 40-41. Polymers Page 44-46. Textiles page 47-51 Timbers Page 52-53.	Page 26-36	Timbers Page 2-7 Manufactured Boards page 8-10 Metals Page 11-14 Polymers Page 15 – 18. Composites and smart materials Page 19 – 26 Paper and card page 27 – 30 Textiles page 36 - 37	Wooden box booklet and core materials
	<ul style="list-style-type: none"> Gears RPM and velocity ratio. 	Page 29-31	Page 22	NA	Levers and mechanisms booklet

	<ul style="list-style-type: none"> Electronic components and circuit symbols 	Page 33-34, 206.		Page 31 - 35.	Night light booklet
	<ul style="list-style-type: none"> Sources of power 	Page 16-17	Page 14-15	NA	Sources of power booklet
	<ul style="list-style-type: none"> Composite materials 	Page 21-22	Page 16 - 17	Page 19 - 22	Core materials booklet
	<ul style="list-style-type: none"> Technical textiles (Core materials booklet) 	Page 23	Page 17-19	Page 36-37	Core materials booklet
	<ul style="list-style-type: none"> Applied maths questions (ratio, areas of shapes, volume of shapes and costing) 	Page 125, 157, 201, 299, 300.	Page	NA	NA
	<ul style="list-style-type: none"> Standard, stock forms and sizes of materials. 	Page 290-291	Page 142	NA	The wooden box booklet
	<ul style="list-style-type: none"> Designing to a specification. 	NA	NA	NA	NA
	<ul style="list-style-type: none"> Advantages of quality control on manufactured products. 	Page 106, 295	Page 145	NA	NA
	<ul style="list-style-type: none"> Timber finishing. (The wooden box booklet) 	Page 305	Page 152	NA	The wooden box booklet
	<ul style="list-style-type: none"> Processes and techniques for fabricating/constructing with timber. 	Page 292 - 293.	Page 144 -150	NA	The wooden box booklet
	<ul style="list-style-type: none"> Scales of production (One-off and Batch production. (Revision sheet provided for November mock) 	Page 10, 293 -294.	Page 10, 143 -144	NA	NA
	<ul style="list-style-type: none"> Fair trade. (Revision sheet provided) 	Page 13, 59	Page 143 - 144	NA	NA

Materials to support your revision

<p>Link to Online Resources:</p>	<p>www.technologystudent.com</p> <p>Focus software available via Moodle using the enrolment key “techsoft”</p> <p>Seneca online learning.</p>
<p>Link to exemplar questions or past papers to use:</p>	<p>Previous assessments and end of topic tests.</p>
<p>Link to model answers or mark schemes:</p>	<p>The questioning style used in the assessment is used throughout the work booklets completed so far.</p>
<p>Recommended revision guides:</p>	<p>Edexcel GCSE (9-1) design and technology. Published by Pearson Core section 1 Timber section 7 (Colley, Dennis, Dhami, Wellington, Weston) ISBN 978-1-292-18458-6</p> <p>My revision notes Pearsons Edexcel GCSE (9-1) Design and Technology. Published by Hodder Education (Ian Fawcett, Andy Knight, Jacqui Howells, David Hills-Taylor) ISBN 978-1-510-48050-6</p> <p>Focus software app</p> <p>Maths guidance is also available through the Focus Software App.</p>
<p>In house booklets:</p>	<p>Materials revision guide. Working with timber booklet. Core materials booklet. Sources of power booklet. Nightlight booklet (electronics) Levers and mechanisms booklet.</p>